
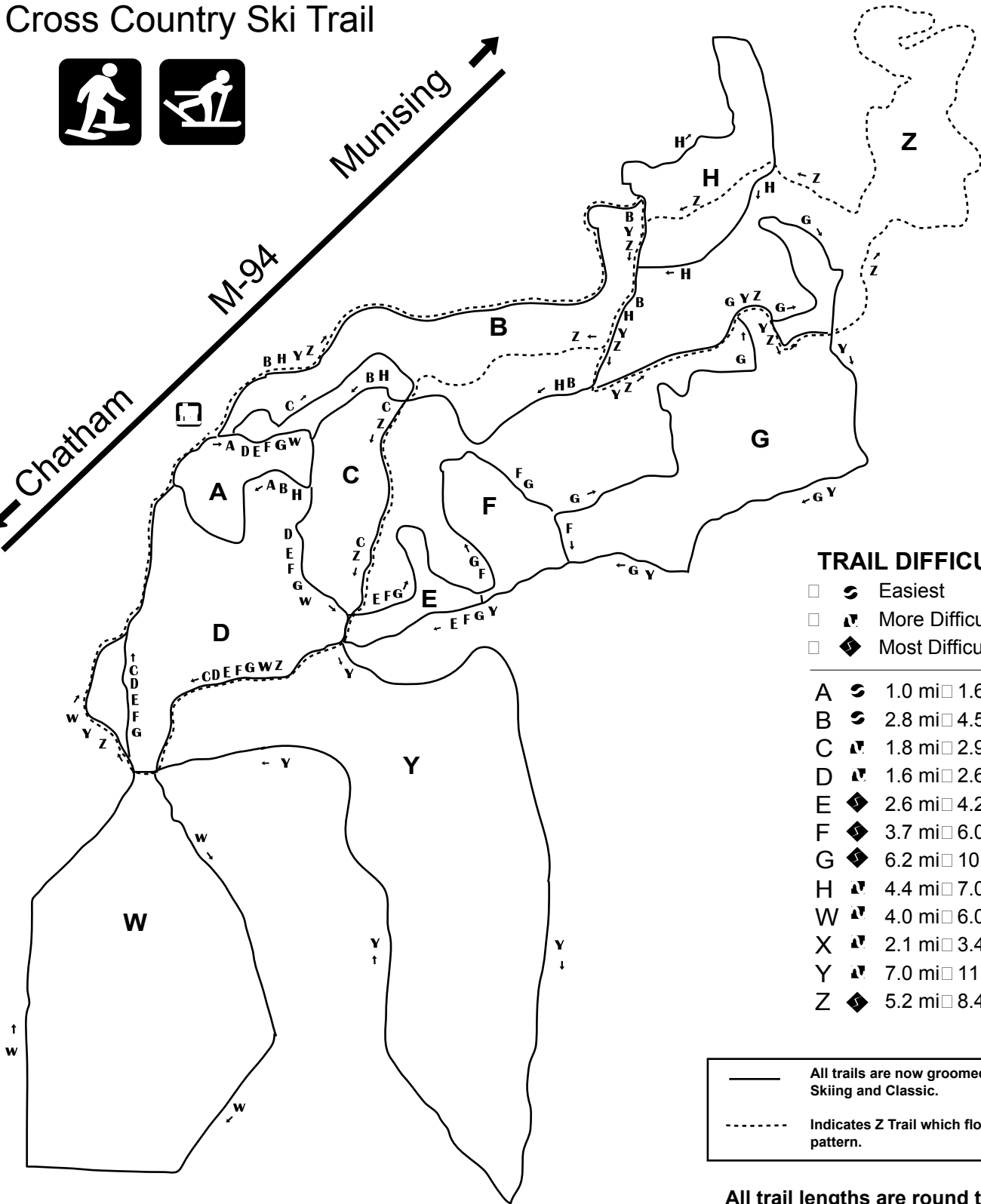
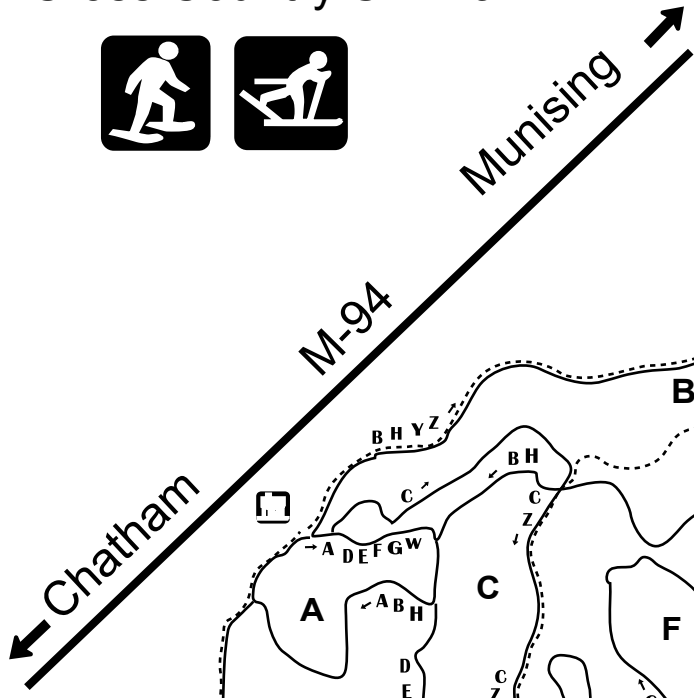


Valley Spur



Cross Country Ski Trail



TRAIL DIFFICULTY

Trail	Difficulty Symbol	Distance (mi/km)
A	⊞	1.0 mi / 1.6 km
B	⊞	2.8 mi / 4.5 km
C	⊞	1.8 mi / 2.9 km
D	⊞	1.6 mi / 2.6 km
E	⊞	2.6 mi / 4.2 km
F	⊞	3.7 mi / 6.0 km
G	⊞	6.2 mi / 10.0 km
H	⊞	4.4 mi / 7.0 km
W	⊞	4.0 mi / 6.0 km
X	⊞	2.1 mi / 3.4 km
Y	⊞	7.0 mi / 11.3 km
Z	⊞	5.2 mi / 8.4 km

— All trails are now groomed for both Skate Skiing and Classic.
 - - - - - Indicates Z Trail which flows in a figure 8 pattern.

All trail lengths are round trip distances starting from and returning to the lodge. Trails are marked at each trail junction. By following a specific trail letter, you will eventually be returned to the lodge.

